

SEATING

PRODUCT BROCHURE

SEATING PRODUCT BROCHURE



HIGH SEATS
FOOTSTOOLS
ELECTRIC RISER/RECLINERS
MANUAL RECLINERS
SETTEES
CARE CHAIRS
DINING CHAIRS
OFFICE CHAIRS
CUSHIONS & BACKCARE

YORKSHIRE CARE
equipment



Our Statement

1. To care for our customers and provide, at a fair price, the very best products for substantially enhancing the users' quality of life.
2. To back up this excellent service by maintaining a financially sound and ethical business.

Seating Products

High Seats	Pages 4-7
Footstools	Pages 8-9
Electric Riser/Recliners	Pages 10-15
Manual Recliners	Page 16
Settees	Pages 17-18
Care Chairs	Pages 19-23
Dining Chairs	Pages 24-25
Office Chairs	Pages 26-27
Cushions & Backcare	Pages 28-29

BHTA (British Healthcare Trade Association) approved.

TAKING SPECIAL CARE OF YOU...

Established in 1972, Yorkshire Care Equipment has built a solid reputation for providing a trustworthy and caring service among both individuals and professionals. Our well trained and highly experienced staff will discuss your particular needs and give advice on the wide range of products available.

The principles of good seating are well documented. The correct chair tailored to the individual is important. A poor sitting posture and unsuitable seating can have far reaching consequences on both physical and medical conditions. Incorrect posture can cause back pain, pressure problems, intestine trouble, blocking of veins and nerves and difficulty in getting up.

There are a number of factors which contribute to a good seating position:-

Correct seat height, seat depth, seat width, seat angle, armrest height, back height, lumbar support, density and type of foam. We can help you achieve what is needed.

A number of our chairs have a tilt-in-space action which enables the occupant to be tilted forwards or backwards whilst maintaining the angle between the chair seat and back at around 105°. This helps prevent the user sliding forward and distributes the weight over a larger surface area which provides a simple effective way to help minimise the build up of pressure and discomfort.

Yorkshire Care Equipment is a name that has become synonymous with seating. This is due to the amazing diversification of products we are able to offer. Over a number of years we have sourced a unique range including exclusive imports from abroad.

Please contact us for advice or to arrange a no obligation assessment. We look forward to supplying your requirements!

High Seats

We offer a broad range of high seat chairs and the following models are representative of our best sellers. Most of these chairs can be 'tailor made' to specific requirements. There are a wide range of wood finishes and fabrics to choose from. We are able to include various types of pressure relief within many of the chairs. The exciting Probax seating technology can be incorporated into a number of seats. There are other chairs available on request.



HS1: Budget Chair

Key Features

- Epoxy/metal frame with vinyl upholstery
- Adjustable seat height and depth
- Available in bariatric wider version
- Optional hydraulic seat riser



HS2: Queen Anne

Key Features

- Traditional styling with scrolled arms and cabriole legs
- Matching settees and footstools available
- Various quality options
- 2 size options



HS3: Orkney

Key Features

- Basic beech frame chair
- High back with inbuilt lumbar support
- Various seat heights
- Optional wings and filled in sides



HS4: Radcliffe

Key Features

- Adjustable seat depth
- Good lumbar support
- Ideal in a care environment



HS5: Falkland

Key Features

- Solid beech frame
- Made to measure
- Optional wings and filled in sides
- Excellent deep padding
- Good lumbar support
- Optional hydraulic riser
- Optional manual back recline
- Footstool to match. See page 8

HS6: Lundy



Key Features

- Strong solid beech frame
- Various size options
- Softer sit chair
- Shaped knuckle arms

HS7: Jersey



Key Features

- Solid beech frame
- Made to measure
- Strong wide frames to take weights up to 36 stone
- Prominent neck and lumbar supports
- Available as wing version (Guernsey)

HS8: Arran Riser



Key Features

- Solid beech frame
- Hydraulic seat action
- Various sizes
- Available as static version (Malta)



HS9: Shetland

Key Features

- Solid beech frame
- Available as single or double drop arm version
- Level seat for side transfer
- Optional wings and arm pads
- Settee to match
- Available as a wheeled porter chair



HS10: Warwick

Key Features

- Offers elegance and comfort
- Wings and filled in sides
- Cabriole legs
- 2 size variations



HS11: Beverley

Key Features

- Cabriole legs
- Settee and leg rest to match

Foot stools

The clinical benefits of leg elevation to improve circulation and help prevent fluid retention are well known. These illustrations are a small representation of the footstools available.



FS1: Falkland

Key Features

- Solid beech frame
- Fixed angled padded leg rest
- Various heights
- Various fabrics and wood colours
- To match Falkland high seat chair. See page 5



FS2: Companion

Key Features

- Various shapes and sizes
- Various fabrics and wood colours
- Separate leaflet available on request



FS3: Cardiff

Key Features

- Adjustable height and angle
- Shaped with vinyl covering
- Available with braked castors



FS4: Flexible Leg Rest

Key Features

- Sprung base to adjust leg position
- Soft leatherette padding
- Adjustable height version available



FS5: Mangar Leg Support

Key Features

- Alternative to a footstool
- No effort required to lift the legs (battery or mains operated)
- Can be used with your favourite chair

Electric Riser/Recliners

As a market leader we offer a high level of expertise and we are pleased to advise on your requirements. We are happy to carry out 'no obligation' demonstrations as required.

There is a wide range of riser/recliners to suit many varied needs. We are able to incorporate different types of pressure relief, removable arms, alternative seat lifts, and various recline mechanisms. Chairs are tailor made to suit people of every height and weight. There is a wide range of fabrics available to choose from.



RR1: Avenger

Key Features

- Dual motor
- Soft padded upholstery
- Anti entrapment mechanism



RR2: Raglan

Key Features

- Single motor 'tilt in space' action
- Various sizes
- Neat unfussy design
- Can incorporate pressure relief



RR3: Lynton

Key Features

- Single and dual motor options
- 2 alternative sizes
- Matching full suite available
- Winged soft button backrest



RR4: Ascot

Key Features

- Soft padded upholstery
- Dual motor
- Wooden knuckles for a good grip
- Standard size to suit a smaller person



RR5: Richmond

Key Features

- Single and dual motor options
- 2 alternative sizes
- Deep waterfall back

RR6: Aberdare



Key Features

- Single/dual motor and tilt-in-space options
- Made to measure (amazing range of sizes)
- Matching suite
- Can incorporate pressure relief
- Many accessories available
- Available as heavy duty option (35 Stone)
- Various backrest options

RR7: Brecon



Key Features

- Single/dual motor and tilt-in-space options
- Made to measure
- Can incorporate pressure relief
- Many accessories available
- Available as heavy duty option (35 stone)
- Various backrest options
- Alternative seat lift angles

RR8: Blenheim



Key Features

- Traditional superior quality
- Single motor 'tilt in space' action
- Made to measure (many size combinations)
- Excellent leg elevation
- Various backrest options
- Can incorporate pressure relief
- Many accessories/alterations
- Smooth and quiet lift and recline action
- Battery back up as standard
- Alternative seat lift angles



RR9: Beaulieu

Key Features

- Dual motor version of the Blenheim
- Size options available but more limited
- Various backrest options
- Can incorporate pressure relief



RR10: Chatsworth

Key Features

- Traditional superior quality
- Single motor 'tilt in space' action
- Made to measure (many size combinations)
- Excellent leg elevation
- Various backrest options
- Can incorporate pressure relief
- Many accessories/alterations
- Smooth and quiet lift and recline action
- Battery back up as standard
- Alternative seat lift angles



RR11: Cliveden

Key Features

- Dual motor version of the Chatsworth
- Size options available but more limited
- Various backrest options
- Can incorporate pressure relief

RR12: Multi 6

Key Features

- Danish design
- Independent backrest and leg rest action
- Certain size options
- Leg rest tucks under chair when elevating
- Drop down arms standard
- Alternative seat lift angles
- Can incorporate pressure relief



RR13: Comfort Lift

Key Features

- Superior air pressure relief
- Wall hugger single motor action
- Different sizes available
- Australian design
- Upholstered in vinyl with vapour permeable Dartex on user contact surfaces



RR14: Doge

Key Features

- Dutch design
- Made to measure
- Unique 3 motor tilt in space action
- Many accessories/alterations
- Various backrest options
- Can incorporate extra high lift
- Available as bariatric model (max weight up to 70 stone)





RR15: Comforter Elite

Key Features

- Various sizes available
- Includes good value bariatric range up to 50 stone
- Soft padded upholstery



RR16: Welwyn

Key Features

- 35 stone weight limit
- Electronic drop arm available
- Made to measure
- Can incorporate pressure relief
- Vertical lift facility



RR17: Walton

Key Features

- Up to 80 stone weight limit
- Up to 35 stone weight limit on leg rest
- High pressure relief air system

Manual Recliners

These chairs are for the more active user incorporating an integral legrest and back recline. There is a wide range of styles and fabrics available.



MRI: Silverdale

Key Features

- Matching static chair and settee
- 2 alternative sizes



MR2: Lynton

Key Features

- 2 alternative sizes
- Lever or button action
- Matching full suite available
- Winged soft button backrest



MR3: Comfi-sit

Key Features

- 2 alternative sizes
- 3 tier back cushion
- Range of matching furniture

Settees

These are designed to complement electric riser recliners, high seat chairs or your existing seating. There is an extensive range available which are specifically designed to give good postural support.



ST1: Chatsworth

Key Features

- 2 seater
- Matching electric riser/recliner and static chair



ST2: Lampeter

Key Features

- 2 or 3 seater
- Matching static chair and electric riser recliner

ST3: Silverdale



Key Features

- Matching static chair and manual recliner
- Drop end arms available to make it into a sofa bed
- 2 seater

ST4: Queen Anne



Key Features

- Matching high seat chair
- Cabriole Legs
- Two alternative seat heights

ST5: Lundy



Key Features

- Matching high seat chair
- Shaped knuckle arms
- Solid beech frame
- Good postural support

Care Chairs

There is an impressive range of seating suitable for nearly all postural needs and pressure management. We are pleased to work along with Occupational Therapists, Physiotherapists or any other professionals to obtain the maximum comfort for our clients.

It is important that all options are considered in view of the client being provided with the most suitable chair. This may mean a completely bespoke adaptation but we are pleased to offer a holistic assessment as required. What we offer is choice, care and consideration.



CCI: Stirling

Key Features

- Fixed angle seating
- Castors, sliding footrest and push handle available
- Other accessories available



CC2: Bead chair

Key Features

- Mouldable positioning aid
- Lightweight and portable
- Optional wheeled metal frame

CC3: Altitude



Key Features

- Budget tilt in space chair
- Alternative sizes
- Integral footrest and headrest
- Ideal in a nursing environment
- Large wheel version available (Coraille)

CC4: Hydroform



Key Features

- Good pressure relief
- Back angle recline
- Seat height and depth adjustable
- Various seat widths
- Legrest options
- Gas action or motorised

CC5: Omega



Key Features

- Ideal for Huntingdon's disease and other neurological conditions
- Various seat widths
- Variable seat angle
- Gas action back recline
- Accessories available



CC6: Spa Controller

Key Features

- Multi adjustable
- Tilt in space action
- Many accessories
- Suits many difficult postural needs



CC7: Deluxe Air Bed

Key Features

- Total surface air pressure system
- Tilt in space action
- Drop down arms and adjustable wings



CC8: Delta

Key Features

- Gas action or electric option
- Pressure relief as standard
- Articulating legrest
- Flip up footplate
- Many accessories
- Various seat width sizes
- Tilt in space

CC9: Hydrotilt



Key Features

- Gas action or electric option
- High pressure relief (water cell technology)
- Tilt in space action
- Made to measure
- Various accessories

CCI0: Hydroflex



Key Features

- Gas action or electric option
- High pressure relief (water cells)
- Tilt in space action
- Optional backrest recline
- Flip up footplate
- Wide range of accessories
- Various sizes

CC11: Duo



Key Features

- Electric or gas action
- Excellent lateral support
- Wide range of sizes
- Removable arms
- Ideal for postural management



CCI2: Heritage

Key Features

- Aesthetically pleasing
- Fully adjustable
- Electrically operated as standard
- Many accessories



CCI3: Suffolk

Key Features

- Rehabilitation chair
- Fully adjustable
- Manual action



CCI4: Cambridge

Key Features

- Hoist Friendly
- Electric tilt in space chair
- Various sizes
- Accessories available
- Extending legrest

Dining Chairs

The following is a small representation of what is available. The chairs can be customised to help the client and to make it easier for a carer.

There are a wide range of fabrics and wood finishes to choose from.



DC1: Cotswold

Key Features

- Available with or without arms
- Solid beech frame
- Stacking
- Available as wider version (Exmoor)



DC2: Mendip

Key Features

- Deep padded backrest
- H-frame for strength
- Available with or without arms



DC3: Tub Chair

Key Features

- Ultimate comfort
- Ideal for reception areas

Accessories



A1: Skids

- These are available as an optional extra giving strength & to assist moving the chair.



A2: Millie Mover

- This will help a carer push a client up to a table.
- Can be attached to most dining chairs.



A3: Castors

- Special type locking castors.
- Innovative design which does not compromise the stability of the chair



A4: Tables

- Strong beech frame
- Variety of sizes and shapes

Office Chairs

We supply a versatile range of functional office chairs to accommodate various postural problems. Back care is our speciality and we have an assortment of products to suit individual needs.



OCI: Vela Chair

Key Features

- Electric or hydraulic action
- Hand brake action
- Made to measure
- Specialist postural adaptations



OC2: Obusforme

Key Features

- High supportive back
- Lateral support
- Optional extras



OC3: Savo

Key Features

- Excellent lumbar support
- Floating tilt action
- Good back comfort



OC4: Wing

Key Features

- Ergonomic Norwegian design
- Top quality wooden frame
- Easy movement
- Keeps correct body alignment



OC5: Move

Key Features

- Upholstered shaped seat
- Maintains body alignment
- Base safely tilts



OC6: Posture Chair

Key Features

- Kneeling Chair
- Available with or without coccyx cut out
- Adjustable angle
- Memory foam available

Cushions & Backcare

We offer a huge range of seating and backcare accessories which can either be incorporated into a specialist chair or used in conjunction with your current chair. For example there are alternating air systems, gel, water cell or various foam products to improve your postural needs.

You can seek our expert advice on the following products or visit our showrooms where we have a section specifically for backcare.



CBI: General Cushions

Key Features

- Made to measure
- Contoured / shaped designs

CB2: Pressure Relief Cushions

Key Features

- Various foams
- Gel
- Watercell
- Static air
- Alternating air systems



CB3: Wedges

Key Features

- Different depths and sizes
- Available with coccyx cut out
- Alternative foams



CB4: Lateral Supports

Key Features

- Help maintain good thoracic support
- Various shapes and sizes
- Adjustable systems



CB5: Back Supports

Key Features

- Many alternatives
- Many recognised brands i.e. Backfriend, Putnams, Tempur etc.
- Range of body-worn belts/supports

Yorkshire Care Equipment Standard Conditions of Trade

Introduction:

The following conditions apply to the sale of materials or equipment, and to the hire, servicing or repair of goods supplied, repaired or serviced by YORKSHIRE CARE EQUIPMENT, hereinafter called 'the Company'. No alterations or additions to, nor exclusion of, any part of these conditions shall be valid in law unless specifically agreed in writing by a Partner of the Company. Nothing in the Buyer's Terms of Purchase shall override, cancel or modify any of the company's Standard Conditions of Trade.

Meaning:

'Buyer' herein shall include buyer, hirer, lessee, owner or any other person who is in charge of goods supplied by the company. 'Goods' shall include materials, equipment, spare parts and any other items supplied, serviced, repaired, loaned or hired by the Company.

Prices & Terms of Payment:

Charges for goods and services supplied by the Company shall be paid in full on or before delivery or completion, unless the Buyer has an account with the Company.

An application for the opening of a credit account with the Company shall include an undertaking by the applicant that he/she has read and agreed to the Company's Standard Conditions herein. Where the Buyer has an account, payment shall be made on the 20th of the month following date of invoice.

If payment by the Buyer is delayed, the Buyer may be required to pay to the Company interest on the outstanding balance at the rate laid down by the Late Payments Legislation. The Company may at its absolute discretion close the Buyer's account at any time and any balances due shall be paid immediately by the Buyer to the Company.

Legal Ownership:

The property in and title to goods supplied by the company shall remain within the company until

- (a) the buyer shall have paid the price plus VAT in full and
- (b) no other sums whatever shall be due from the buyer to the seller.

In the event of non-payment of sums due to the company from the buyer, the company shall be entitled to enter the buyer's premises and to physically re-possess and remove therefrom goods supplied by the company for which payment has not been received. It will be assumed that where the buyer purchases similar goods from the company on a regular basis that a stock rotation system has operated and goods still held relate to invoices still outstanding for which full payment including VAT has not been made. Title to goods supplied by the Company may not be transferred from the buyer to a third party until payment in full has been made.

Specification of Goods: Defects:

It is the responsibility of the Buyer to examine goods supplied by the Company and to identify defects in materials and/or workmanship which might cause damage or injury. Illustrations, descriptions, weights and measurements shall be taken by the Buyer as a guide only, and are not binding in detail. The Company

reserves the right without notice and without affecting the validity of the contract to make such changes in materials, dimensions and design as are reasonable and desirable.

Installation:

Where assembly of goods supplied by the Company is not undertaken by the Company, the Buyer shall be responsible for assembly in accordance with the Company's instructions and shall ensure that such instructions have been obtained from the Company. Failure to assemble the goods in the manner prescribed in the instructions supplied with the goods will invalidate the Company's responsibility for damage caused to or by the goods.

Advice, Information & Opinion:

Advice, information and opinion given by any Partner, Employee or Agent of the Company is given without legal responsibility. Any recommendation or suggestion made by the Company relating to the use of goods, whether in technical literature or in response to specific enquiry, is made in good faith, but it is for the Buyer to satisfy himself of the suitability of the goods for his particular purpose, and he shall be deemed to have done so.

Limit of Liability:

The Company shall not be liable for damage or injury caused by its goods or workmanship beyond replacement of the goods or work on verification of the Buyer's complaint. The Company shall not be liable for any consequential loss caused by its failure or delay in supplying, servicing or repairing goods, whether the loss arises from the actions or from the omissions of the Company, its Employees, Agents or Subcontractors.

Deliveries:

Any time named by the Company for the delivery of its goods is an estimate only, and while every effort will be made to deliver on time the Company will not be liable for any consequences of a delay in delivery. Claims by the Buyer for damage during transit, shortages or non delivery must be made to the Company in writing within seven days of the date of delivery.

Guarantees:

Guarantees given shall not be applicable outside the United Kingdom unless expressly stated otherwise by the Company in writing. Any guarantee given will be invalidated if the goods supplied by the Company are subjected to misuse or accidental damage after the Buyer has taken delivery of them.










Deposits:

Deposits for specially ordered goods are not necessarily refundable either in whole or in part if the order is cancelled in order to allow for losses or costs suffered by the Company because of the cancellation.

Can't see the chair you want?

Please call us on:

0113 250 3250 or 01423 880 399



BATHING°
BEDS°
FURNITURE°
HOUSEHOLD°
MOBILITY°
MOVING & HANDLING°
SEATING°
STAIRLIFTS°
TOILETING°

Over Lane, Rawdon, Leeds LS19 6DY.

Tel: 0113 250 3250

Fax: 0113 250 7433

131 High Street, Starbeck, Harrogate HG2 7LL.

Tel: 01423 880 399

Fax: 01423 887 962

Showrooms open Monday to Friday.

YCEBROSEA09

YORKSHIRE CARE 
equipment